

The new
Caddy Life + Maxi MPV
Volkswagen



BROTHERWOOD
Automobility Limited

From a driver's seat the Volkswagen Caddy Life is familiar to anyone who has driven the Golf Plus or Touran; tall, wide door openings and front seats at entry level. The rear sliding doors allow quick and simple access to special rear seats developed by Brotherwood, allowing virtually any wheelchair to sit comfortably between the rear passengers on a low, level floor. This promotes a feeling of wellbeing for the wheelchair passenger to travel in the

Brotherwood converted Volkswagen Caddy Life + Maxi MPV

family group, close enough to the driver and front passenger for conversation. Loading under the tailgate couldn't be easier with the lightweight counter-balanced ramp and, if the 'EasyUse' instruction for the restraints and safety belt is followed, the whole operation can be completed in less than two minutes. The front restraints are designed by our own engineers, these Hook-i Ratchin systems are capable of safely securing wheelchairs weighing up to 190kg! The Hook-i Winchin system can also pull a passenger and wheelchair up the ramp.



BROTHERWOOD EXTRAS - CADDY LIFE

- Fixed rear seats.
- Quickly detachable rear seats.
- Infill seat.
- Privacy glass.
- Rear parking sensors.
- Silver Seal Total Car Protection.
- Upgrade to 190kg wheelchair restraints.
- Transfer Seat (*passenger side front*).
- Upgrade to Hook-i Winchin (*combined winch and forward restraint*).



Volkswagen Caddy Life

1.6 TDi 102 bhp engine, CO₂ 152 g/km manual gearbox or CO₂ 152 g/km DSG automatic gearbox.
Full 'Type Approved' Brotherwood conversion (rear seats optional).

A lowered and level floor reduces the angle of the ramp on entry, gives the wheelchair passenger a lower centre of gravity and doesn't leave the wheelchair at an angle - *All to improve ride quality.*


Our own lightweight, counter balanced ramp system gives very shallow access into the vehicle as well as being very easy to use.



A central position in the Caddy Life gives a smoother ride and better visibility while keeping everyone together



Caddy forward restraints



Caddy optional seats



Caddy (Life & Maxi) Transfer Seat



Caddy Maxi rear passenger



Caddy Maxi twin rear seats



Caddy Maxi bench seat

- Quick, simple and easy loading operation.
- Excellent visibility.
- Four point webbing wheelchair restraint.
- Full cross & diagonal safety belt for wheelchair passenger (harness optional).
- Long range aluminium fuel tank - 46 litres (10.5 imperial gallons).
- Stainless steel exhaust system.
- Wheelchair positioned in centre of vehicle.
- Optional seating either side of wheelchair.
- Accommodates virtually any manual or electric powered wheelchair including the Tramper.. the all-terrain buggy.

BROTHERWOOD EXTRAS - CADDY MAXI MPV

- Individual second row seats.
- Quickly detachable rear seats.
- Folding bench seats.
- Privacy glass.
- Rear parking sensors.
- Silver Seal Total Car Protection.
- Upgrade to 190kg wheelchair restraints.
- Transfer Seat (*passenger side front*).
- Upgrade to Hook-i Winchin (*combined winch and forward restraint*).

Development and testing is a very costly overhead for car manufacturers. Brotherwood wish to acknowledge the cooperation and time given by Volkswagen engineers at the factory in Wolfsburg.



Our in-house conversion of the Caddy Maxi MPV was sent to Germany for a rigorous test programme at the hands of the research and development department. The subsequent technical dialogue has resulted in an endorsement by a 'Letter of Non-Objection' in respect of the design and workmanship of Brotherwood's transformation of the Caddy Maxi MPV into one of the most universal wheelchair accessible vehicles in Europe today.




Volkswagen Caddy Maxi MPV

1.6 TDi 102 bhp engine, CO2 152 g/km manual gearbox or CO2 152 g/km DSG automatic gearbox.
 Full 'Type Approved' Brotherwood conversion.
 Seating options: 2 rear seats or a rear folding bench seat for 3 that will facilitate carrying a large outdoor scooter.




Important Dimensions



Brotherwood conversion of the Volkswagen Caddy Maxi.
V.C.A. Type Approval No. LC420/A/123V EXT 1.

- Entry height** - 1422mm (56")
- Headroom** - 1485mm (58.5")
- Converted floor length** - 1760mm (69.5")
- Exterior height** - 1820mm (71.5")
- Exterior length** - 4875mm (192")

Important Dimensions



Brotherwood conversion of the Volkswagen Caddy Life.
V.C.A. Type Approval No. LC420/A/123V

- Entry height** - 1422mm (56")
- Headroom** - 1473mm (58")
- Converted floor length** - 1460mm (57.5")
- Exterior height** - 1802mm (71")
- Exterior length** - 4405mm (173.5")

Upgrade

190kg wheelchair restraint

Hook-i Winchin

Customers who have difficulty in pushing a heavy attendant wheelchair up a ramp have the optional choice of the Hook-i Winchin, an effortless remote controlled device that doubles as both restraint and winch.



Environmental information and manufacturer's economy Litres/100km (mpg) for Caddy Life and Maxi

Diesel Engine	Bhp	Caddy Life	Caddy Maxi MPV	Urban	Extra Urban	Combined
1.6 Ltr TDi Manual	102	152 CO ₂ g/km	152 CO ₂ g/km	6.7 (42.2)	5.3 (53.3)	5.8 (48.7)
1.6 Ltr TDi Automatic DSG	102	152 CO ₂ g/km	152 CO ₂ g/km	6.8 (42.8)	5.3 (53.3)	5.8 (48.7)



Fuel Tank Size 46 Litres (10.5 gallons)
The benefits of low ride height and improved visibility gained by fitting a new aluminium fuel tank.

Safety
Wheelchair restraint system tested and conforming to ISO 10542. Wheelchair passenger restraint tested and conforming to 77/541/EEC.



Brotherwood conversions of the Volkswagen Caddy Life V.C.A. Type Approval No. LC420/A/123V Caddy Maxi V.C.A. Type Approval No. LC420/A/123V EXT 1.



BROTHERWOOD
Automobility Limited



Pillar Box Lane, Beer Hackett, Sherborne, Dorset DT9 6QP

Tel: 01935 872603

www.brotherwood.com



Motability
The leading car scheme for disabled people