



designed and built by
BROTHERWOOD
Automobility Limited



Tel: **01935 872603** or visit **www.brotherwood.com**

Pillar Box Lane, Beer Hackett, Sherborne, Dorset. DT9 6QP

Home demonstration, new, ex-demonstrator, Motability contract hire,
second hand vehicles and short and long term hire



Fiat Multipla

Our fully converted Fiat Multipla is a first class example of the company's outstanding design in offering the wheelchair traveller the optimum travelling experience, riding beside the driver.

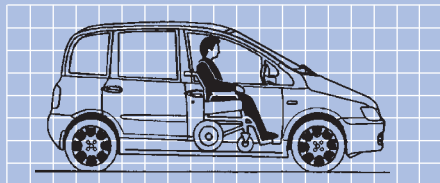


A clever cantilever seat completes the seating to enable two adults to travel in the rear. Offered with a manual gearbox and the excellent Multijet engine, the Multipla is a joy for any couple, and may encourage you to rethink your vehicle requirements. The optional cantilever seat allows clear entry for the wheelchair when loading and is simply and quickly swung into position to make the unique two plus two seating configuration.



Brotherwood/Fiat Multipla

Important Dimensions



Brotherwood conversion of the Fiat Multipla.
V.C.A. Type Approval No. LC356/A/057

Entry height - 1380mm (54.25")

Headroom - 1420mm (56")

Converted floor length - 1830mm (72")

Exterior height - 1670mm (66")

Exterior length - 3994mm (157")

The Fiat Multipla - side by side seating for driver and wheelchair passenger.



Volkswagen Caddy Life


From a driver's seat the Volkswagen Caddy Life is familiar to anyone who has driven the Golf Plus or Touran; tall, wide door openings and front seats at entry level. The rear sliding doors allow quick and simple access to special rear seats developed by Brotherwood, allowing virtually any wheelchair to sit comfortably between the rear passengers on a low, level floor. This promotes a feeling of wellbeing for the wheelchair passenger to travel in the family group, close enough to the driver and front passenger for conversation. Loading under the tailgate couldn't be easier with the lightweight counter-balanced ramp.



Tested to carry a **190kg** wheelchair

Brotherwood/Volkswagen Caddy Life

Important Dimensions



Brotherwood conversion of the Volkswagen Caddy Life.
V.C.A. Type Approval No. LC420/A/123V

- Entry height** - 1422mm (56")
- Headroom** - 1473mm (58")
- Converted floor length** - 1460mm (57.5")
- Exterior height** - 1890mm (74.5")
- Exterior length** - 4405mm (173.5")



A central position in the Caddy Life gives a smoother ride and better visibility while keeping everyone together


Volkswagen Maxi MPV

Full seating for five adults plus large wheelchair or scooter.
470mm of extra space for all passengers to enjoy in the Caddy Maxi.



Brotherwood/Volkswagen Caddy Maxi MPV

Important Dimensions



Brotherwood conversion of the Volkswagen Caddy Life.
V.C.A. Type Approval No. LC420/A/123V



- Entry height** - 1422mm (56")
- Headroom** - 1485mm (58.5")
- Converted floor length** - 1760mm (69.5")
- Exterior height** - 1880mm (74")
- Exterior length** - 4875mm (192")

Tested
to carry a **190kg**
wheelchair



Maxi bench seat or two side seats

Front or central passenger seating for the new Peugeot Partner Tepee




Peugeot Partner Tepee



Our conversion of the new Peugeot Partner Tepee offers customers the excellence of Brotherwood workmanship at a budget price. Seating for three adults, (two adults in Gold Lion) and capacity for a heavy **190kg** wheelchair plus passenger. A low wide floor is accessed by a new shallow ramp with Hook-i Ratchin restraints assisting loading.

Brotherwood/Peugeot Partner Tepee

Important Dimensions



Tested to carry a **190kg** wheelchair

Brotherwood conversion of the Peugeot Partner Tepee.
V.C.A. Type Approval No. under application.



- Entry height - 1400mm (55")
- Headroom - 1435mm (56.5")
- Converted floor length - 1420mm (56")
- Exterior height - 1801mm (71")
- Exterior length - 4380mm (172.5")

Peugeot Partner Tepee



**GOLD
LION**

Brotherwood have developed their new "Gold Lion" model as the second phase of their highly regarded Peugeot Partner Tepee conversion. Wheelchair passengers can now enjoy travelling beside the driver in secure comfort with equal visibility.




A lowered and level floor reduces the angle of the ramp on entry, gives the wheelchair passenger a lower centre of gravity and doesn't leave the wheelchair at an angle - *All to improve ride quality.*



Tested to carry a **190kg** wheelchair

GOLD LION
conversion

Important Dimensions



Brotherwood conversion of the Peugeot Partner Tepee.
Front conversion V.C.A. Type Approval No. Under application.

- Entry height** - 1400mm (55")
- Headroom** - 1410mm (55.5")
- Converted floor length** - 2566mm (101")
- Exterior height** - 1801mm (71")
- Exterior length** - 4380mm (172.5")



Our own lightweight, counter balanced ramp gives very shallow access into the vehicle as well as being very easy to use.

Kia Sedona

First Class Travel

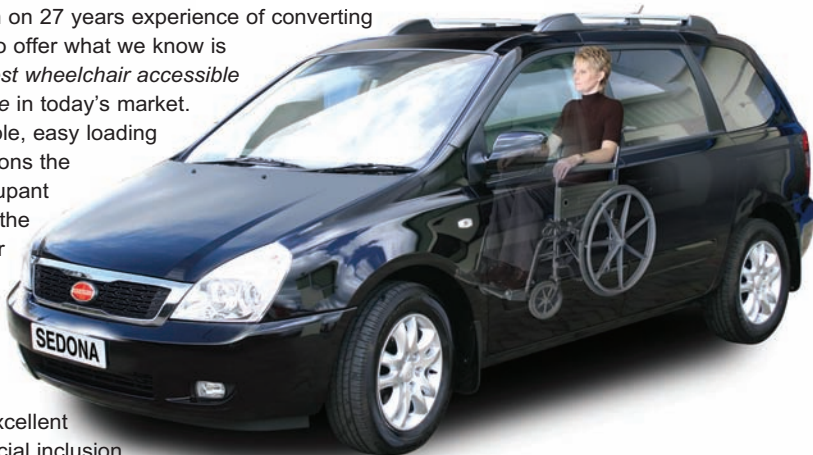


First car to be tested to carry a 190kg wheelchair

We have drawn on 27 years experience of converting MPV vehicles to offer what we know is probably the *best wheelchair accessible vehicle available* in today's market.


The quick, simple, easy loading operation positions the wheelchair occupant securely within the main passenger cell between the two full size second row seats.

The low, level floor assures excellent visibility and social inclusion within the passenger group.



Brotherwood/Kia Sedona

Important Dimensions



Brotherwood conversion of the Kia Sedona.
V.C.A. Type Approval under application.



Entry height - 1435mm (56.5")

Headroom - 1475mm (58")

Converted floor length - 1420mm (56")

Exterior height (with roof rails) - 1760mm (69.25")

Exterior length - 4810mm (189.5")

'First Class' travel starts when you make the choice of a Brotherwood KIA Sedona **Red Label**.



Kia Sedona GOLD LABEL




Tested to carry a **190kg** wheelchair

Brotherwood conversions are created to suit the requirements of a wheelchair passenger. Quick, simple and easy access to a position "side by side" with the driver has to be the ultimate travelling wish of many couples. Our wheelchair cars are designed for the popping and shopping trips as well as offering excellent comfort and visibility for the longer journey.



Important Dimensions



Brotherwood conversion of the Kia Sedona 'Gold Label'.
V.C.A. Type Approval under application.

- Entry height** - 1435mm (56.5")
- Headroom** - 1485mm (58.5")
- Converted floor length** - 2410mm (95")
- Exterior height (with roof rails)** - 1760mm (69.25")
- Exterior length** - 4810mm (189.5")

Brotherwood conversion of the new 2.2 diesel manual & automatic Kia Sedona.